

4/11/2023

REPORT ON
GREEN AUDIT,
ENERGY AUDIT &
ENVIRONMENTAL AUDIT

PANCH PARGANA KISAN

COLLEGEBundu, Ranchi, Jharkhand –
835204

Service Request No.: GDCL/GA/02/0624



Striving to make the globe greener

Prepared By:

Green Done Consultants LLP.

SUPPORT@GREENDONECONSULTANTS.COM

Table of Contents

1. Executive Summary:.....	3
2. Acknowledgment:.....	7
3. Audit Team:.....	8
4. Introduction:	9
4.1. About Institute:	9
1. Objectives of Green Audit:.....	12
2. Target Areas of Green Audit:	12
2.1. Auditing for Water Management	13
2.2. Auditing for Energy Management	13
2.3. Auditing for Waste Management:.....	13
2.4. Auditing for Green Campus Management:	14
2.5. Auditing for Carbon Footprint:	14
3. METHODOLOGY ADOPTED:	15
4. AUDIT STAGE:.....	16
5. GREEN AUDIT REPORT	16
5.1. Water Quality Assessment:	16
5.2. Water Management:	17
5.3. Energy Audit Report:	18
5.3.1. Electrical Bill Analysis:.....	18
5.3.2. Electrical Consumers:.....	19
5.4. Alternate Sources of Energy and Energy Conservation Measures	20
5.5. Waste Management:	21
5.5.1. Waste Management Practices Adopted by the College:	22
5.6. Green Campus:	24
5.6.1. Green Campus Initiatives:.....	26
5.6.2. Quality audits on Environment and Energy:.....	27
5.6.3. Routine Green Practices:	28
5.6.4. Disabled-Friendly Environment:	29
5.6.5. Air Quality & Ventilation:.....	29
5.6.6. Infrastructure Usage:.....	30
5.6.7. Green IT Culture:.....	30

Green Audit Report – P. P. K. College

6.	Carbon Footprint Analysis:.....	31
6.1.	CO2e Calculation:	31
7.	SUGGESTIONS AND RECOMMENDATIONS:	32
7.1.	Water Management:	32
7.2.	Energy Management:	32
7.3.	Green Campus:	33
7.4.	Waste Management:	33


Green Audit Report – P. P. K. College

1. Executive Summary:

Eco campus is a concept implemented in many educational institutions, all over the world to make them sustainable because of their mass resource utilization and waste discharge into the environment.

Waste minimization plans for the educational institute are now mandatory to maintain the cleanliness of the campus. To find out the environmental performance of the educational institutions and to analyze the possible solutions for converting the educational campus into an eco-campus, the conducting Green Audit of institution is essential.

The green auditing of ‘**Panch Pargana Kisan College, Bundu, Ranchi, Jharkhand**’, enables us to assess the practices, action and its impact on the environment. This audit was mainly focused on **Green Indicators** like consumption of energy in terms of electricity and fossil fuel, quality & utilization of water, vegetation, waste management practices and carbon footprint of the campus etc.



The premises were evaluated against the various criteria laid down by the National Assessment and Accreditation Council (NAAC). The major observations are provided below.

Green Audit Report – P. P. K. College

Renewable Energy

- The college has yet to install a Roof-top Solar Photovoltaic System for self-use.
- The quantity of plant waste (organic waste with higher starch contents) is not very substantial, consequently, when the plants grow enough, college may explore the potential for biogas generation.

Green Campus Initiative

- There are pedestrian friendly pathways for in-campus movement.
- The college is yet to initiate restrictions on single-use plastic in the campus. College may extend it to completely banning plastic usage inside the campus.
- The campus is surrounded by greenery, trees, and proper landscaping.
- The bicycles are allowed for in-campus movement as required. Required cycle stands are provided inside the campus.
- Around 70% of staff and students use public transport for daily commuting.
- The movement of vehicles inside the campus is not restricted.

Environment & Energy Initiative

- The Institute has planted more than 32 varieties of more than 230 trees on its campus.
- Institute may go for replacement of existing fans with energy efficient BLDC fans.

Air Quality & Ventilation

- The classrooms and other areas are well ventilated to ensure proper air quality.
- The fans are appropriately installed to ensure proper air circulation
- The indoor as well as outdoor plants have also been provided to improve the environment.

Green Audit Report – P. P. K. College

Lighting System

- The usage of natural light is optimized through well designed structures and windows.
- College may initiate replacement of lighting fixtures with energy efficient LEDs.
- Institute may install sensor-based systems (motion sensors/ day-light sensors) to control operations of lights to save energy. It is recommended to install sensor-based devices to increase energy conservation.

Water Quality & Conservation

- The water is supplied through the bore well.
- The water quality reports are not available. Water analysis is recommended.
- Portable water purifiers are installed for water purification.
- The rainwater harvesting system is not already installed.
- The distribution network and piping were found satisfactory and adequate.

Waste Management

- The effluent water is discharged in the common drainage system, however there is no Sewage Treatment plant.
- The waste is segregated into two types solid and liquid waste.
- E-waste is to be collected & disposed of separately.
- For plant waste and dry leaves vermi-composting can be maintained.

Green IT culture

- Electronic communication is encouraged to minimize usage of papers.
- Most of the papers are reused for double sided printing to further minimize usage of paper.

Green Audit Report – P. P. K. College

Infrastructure usage

- Ramps and wheelchairs are provided for ease of movements for disabled persons.
- The on-campus movement is distributed with multiple entrances as well as staircases.
- Fire extinguishers have been installed in key areas.
- The draining system for washrooms is efficient and effective.
- No seepages were observed in the building premises.

Auditors:



Mr. Atul Joshi

Accredited Energy Auditor (AEA-0037)
Bureau of Energy Efficiency (BEE, MoP)
Director – Green Done Consultant LLP.



Mr. Alkesh Rajdev

Accredited Professional
Indian Green Building Council
Director – Green Done Consultant LLP

2. Acknowledgment:

We wish to express our gratitude towards the Management of **Panch Pargana Kisan College, Bundu, Ranchi, Jharkhand** for having given us the opportunity for conducting the study and the support provided during the study.

We are also thankful to the **PRINCIPAL Prof. Mukul Kumar (Assistant Professor)** and **IQAC Coordinator Mr. Amresh Kumar Singh (Asst. Professor)** for extending the necessary help and co-operation from their side.

Green Audit Report – P. P. K. College

3. Audit Team:

From **Green Done Consultants LLP, Mumbai**

1. Mr. Atul Joshi – Accredited Energy Auditor & Director.
2. Mr. Alkesh Rajdev – Accredited Sustainability Consultant, IGBC AP & Director.

From **Panch Pargana Kisan College, Bundu, Ranchi, Jharkhand.**

1. Principal - **Prof. Mukul Kumar (Assistant Professor)** and
2. IQAC/ NAAC Coordinator – **Mr. Amresh Kumar Singh (Assistant Professor)**

4. Introduction:

4.1. About Institute:

Panch Pargana Kisan College, Bundu was established in 1972. The college is situated in the lap of nature in the Chhotanagpur Plateau on National Highway - 33, Ranchi - Tata route, 43 Kilometers away from Ranchi, the capital of Jharkhand. "Dasam Fall", a famous waterfall, is one of the natural beauties of this region. The famous "SUN TEMPLE" is also located in Bundu. The college was converted into a constituent unit of Ranchi University in 1986. Here teaching up to graduation level both in Honours and Pass Course (as per CBCS course) in the Faculty of Arts, Science and Commerce is imparted in the college. The college follows the syllabus, curriculum and the annual calendar formulated by Ranchi University. The Board of syllabus committee designs the process of syllabus and curriculum through the participation of the Dean, H.O.D. of P.G. Dept. of respective subject and experts. The Academic Council further passes it.

NSS

In order to involve students in the task of National Service an NSS wing was started in the college in 1986. Both students and teachers of the college have been involving themselves in the task of national development through their combined participation in social service. Some of the students of the college have been rewarded for their good performance in the related activities at National levels.

GAMES AND SPORTS

With an aim to cultivate in students organized activities based on fair play, the Games and Sports Departments of the college has been organizing various events of games and sports. The students of the college have been participating in the Inter-College Competitions and Inter-University Competitions. Some of the students at the college have won prizes in the competitions of Games and Sports.

LIBRARY

The College library is rich enough to provide the students at the college an easy access to knowledge and information with a collection of more than 15,000 books. The list of books subjective is given in College Library link.

LABORATORY

The laboratories of Geography, Psychology, Physics, Chemistry, Botany, Zoology and Geology departments of the college are sufficiently equipped to provide knowledge to the students though emphasis on the experimental aspects of the subjects concerned.

COLLEGE HOSTEL

There are two college hostels with good facilities for ST students. One of the hostels has the capacity of accommodating 60 students while the other has the accommodating capacity of 40 students.

Vision

Providing a healthy environment for higher education and supplementing it with effective infrastructure resources.

Imparting quality education to the students

Acquiring and sharpening appropriate learning skills, knowledge and conception.

These are communicated through imparting education using lectures, experiments, and minor as well as major research programs keeping in view the development of higher education in the backward and tribal area in which the institution is situated.

Mission

To impart quality higher education and skills among the students to create a quality human resource for the country along with inculcating human, social, democratic, environmental and nationalistic values in them.

To improve their personality by developing the attributes of determination, initiative skills, positive approach, optimism, scientific temper and human values.

To make students academically and psychologically confident to be at par with any other promising students of the institution of excellence.

Updating their knowledge in different fields of specialization, familiar with the new technologies and developing their understanding of the emerging areas and the requirements of society thus enhancing the scope of employment

Green Audit Report – P. P. K. College

The college is situated in a rural area at Bundu about 40 kms. from Ranchi, the capital of the State. The surroundings of the college are spread with well-maintained gardens, buildings, hostels, a computer centre and playground. Believing in the holistic development of the students, the college is keen to make available its best facilities.

The student and faculty strength of the college is listed below:

Physical Structure:

Physical Structure	
Total Campus Area	~ 7.0 Acre
Built-up Area	11,277 sq. mt.
No. of Departments	21
Conference Hall	1
Classrooms	36
Office Rooms	3
Libraries	1
Auditorium	0
Canteen	1
LAB	7

Total Strength of Students, Teachers & Non-teaching Staff:

Staff Details	Male	Female	Total
No. of Students	1408	1028	2436
No. of Teaching Staff	27	11	38
No. of Non-Teaching Staff	23	11	34

Green Audit Report – P. P. K. College

1. Objectives of Green Audit:

The main aim objectives of this green audit are to assess the environmental quality and the management practice, and strategies being implemented in Panch Pargana Kisan College, Bundu, Ranchi, Jharkhand.

The specific objectives are:

1. To monitor the energy consumption pattern of the college.
2. To assess the quality of the water in the campus.
3. To quantify the liquid and solid waste generation and management plans in the campus.
4. To assess the carbon footprint of the college.
5. To assess whether the measures implemented by the College have helped to reduce the Carbon Footprint.
6. To impart environment management plans of the college.
7. Providing a database for corrective actions and future plans.
8. To assess whether extracurricular activities of the Institution support the collection, recovery, reuse and recycling of waste generated within the campus.
9. To identify the gap areas and suggest recommendations to improve the Green Campus status of the Panch Pargana Kisan College, Bundu, Ranchi, Jharkhand.

2. Target Areas of Green Audit:

Green audit forms part of a resource management process. Although they are individual events, the real value of green audit is the fact that they are carried out, at defined intervals, and their results can illustrate improvement or change over time. Eco-campus concept mainly focuses on the efficient use of energy and water; Minimize waste generation or pollution and efficiency in resource utilization. All these indicators are assessed in the process of “Green Auditing of this educational institute”.

Eco-campus focuses on the reduction of contribution to emissions, procure a cost effective and secure supply of energy, encourage and enhance energy use conservation, promotes personal action, reduce the institute’s energy and water consumption, reduce wastes to landfill, and integrate environmental considerations into all contracts and services considered to have significant environmental impacts. **Target areas included in this green auditing are water, energy, waste, green campus and carbon footprint.**

Green Audit Report – P. P. K. College

2.1. Auditing for Water Management

Water is a natural resource. All living organisms depend on water. While freely available in many natural environments, in human settlements potable (drinkable) water is less readily available. Groundwater depletion and water contamination are taking place at an alarming rate. Hence it is essential to examine the quality and usage of water in the college. Water auditing is conducted for the evaluation of facilities of raw water intake and determining the facilities for water treatment and reuse. The concerned auditor investigates the relevant method that can be adopted and implemented to balance the demand and supply of water.

2.2. Auditing for Energy Management

Energy conservation is an important aspect of campus sustainability which is also linked with carbon footprint of the campus. Energy auditing deals with the conservation and methods to reduce its consumption related to environmental degradation. It is therefore essential that any environmentally responsible institution examine its energy use practices.

2.3. Auditing for Waste Management:

Human activities create waste, and it is the way these wastes are handled, stored, collected and disposed of, which can pose risks to the environment and to public health. Solid waste can be divided into three categories: bio-degradable, non-biodegradable & hazardous waste.

1. Bio-degradable wastes include food wastes, canteen waste, wastes from toilets etc.
2. Non-biodegradable wastes include what is usually thrown away in homes and schools such as plastic, tins and glass bottles etc.
3. Hazardous waste is waste that is likely to be a threat to health or the environment like cleaning chemicals, acids and petrol.

Unscientific management of these wastes such as dumping in pits or burning them may cause harmful discharge of contaminants into soil and water supplies and produce greenhouse gases contributing to global climate change respectively. Special attention should be given to the handling and management of hazardous waste generated in the college.

Bio-degradable waste can be effectively utilized for energy generation purposes through anaerobic digestion or can be converted to fertilizer by composting technology. Non-biodegradable waste can be utilized through recycling and reuse. Thus, the minimization of solid waste is essential to a sustainable college. The auditor diagnoses the prevailing waste disposal policies and suggests the best way to combat the problems.

Green Audit Report – P. P. K. College

2.4. Auditing for Green Campus Management:

Trees play an important ecological role within the urban environment, as well as supporting improved public health and providing aesthetic benefits to cities. In one year, a single mature tree will absorb up to 48 pounds of carbon dioxide from the atmosphere and release it as oxygen. The amount of oxygen released by the trees of the campus is good for the people in the campus. So while you are busy studying and working on earning those good grades, all the trees in campus are also working hard to make the air cleaner for you.

2.5. Auditing for Carbon Footprint:

Burning of fossil fuels (such as petrol) has an impact on the environment through the emission of greenhouse gases into the atmosphere. The most common greenhouse gases are carbon dioxide, water vapour, methane, nitrous oxide and ozone. Of all the greenhouse gases, carbon dioxide is the most prominent greenhouse gas, comprising 402 ppm of the Earth's atmosphere. The release of carbon dioxide gas into the Earth's atmosphere through human activities is commonly known as carbon emissions. Vehicular emission is the main source of carbon emission in the campus, hence, to assess the method of transportation that is practiced in the college is important.

3. METHODOLOGY ADOPTED:

The methodology adopted to conduct the Green Audit of the Institution had the following components.

Onsite Data Collection:

A virtual tour of the college campus was organized by the Green Audit Team. The data samples and relevant photographs were collected through geo-tagged photographs. The key focus of the audit was on assessing the status of the green cover of the Institution, their waste management practices and energy conservation strategies etc.

Focus Group Discussion:

The Focus Group discussions were held with the staff members and the management focusing on various aspects of Green Audit. The discussion was focused on identifying the attitudes and awareness towards environmental issues at the institutional and local level.

Energy, Waste Management and Carbon Footprint Analysis Survey:

With the help of teachers and staff, the audit team has assessed the energy consumption pattern and waste generation, disposal and treatment facilities of the college. The monitoring was conducted with a detailed questionnaire survey method.

Green Audit Report – P. P. K. College

4. AUDIT STAGE:

Green auditing in **Panch Pargana Kisan College, Bundu, Ranchi, Jharkhand** began with the assessment of the status of the green cover of the Institution followed by waste management practices and energy conservation strategies etc. The team monitored different facilities at the college, determined different types of appliances and utilities (lights, taps, toilets, air conditioners, etc.) as well as measuring the usage per item (Watts indicated on the appliance, etc.) and identifying the relevant consumption patterns (such as how often an appliance is used) and their impacts. The staff and learners were interviewed to get details of usage, frequency or general characteristics of certain appliances. Data collection was done in the sectors such as Energy, Waste, Greening, Carbon footprint and Water use. College records and documents were verified several times to clarify the data received through survey and discussions.

5. GREEN AUDIT REPORT

5.1. Water Quality Assessment:

Water is provided through one bore well. Institute has installed R.O. system for drinking water. The bore well water is being used for flushing and gardening. Institute has not carried out lab testing of bore well water sample. Hence the current water analysis report was not available at the time of audit. The Institute has installed water coolers to provide cold water to the staff.



Green Audit Report – P. P. K. College

5.2. Water Management:

The source for the water used in the College is bore-well water. Institute has installed two overhead tanks with a capacity of 2.1 KL.

- Water availability is good throughout the year & the institute does not need tanker water to meet its demand during peak summer.
- A water meter is not installed on the bore-well and hence, no record is maintained for daily water consumption.
- There were no leaking taps or water wastage reported during the audit phase.
- There is no formal water management plan available with the institute.
- College has displayed signboards for spreading awareness of its water saving initiatives.
- The institute is harvesting the Rainwater.
- There is no **Sewage Water Treatment** plant on the campus to recycle the wastewater for the use of flushing and gardening. The wastewater is being drained into the soak pit.
- The effluent generation from the laboratory is being discharged into the common.



Green Audit Report – P. P. K. College

5.3. Energy Audit Report:

5.3.1. Electrical Bill Analysis:

Electricity is supplied by JHARKHAND BIJLI VIRTARAN NIGAM LIMITED (JBVNL). The institute falls under the CS Urban (DS) tariff category.

CS Urban (DS) triff is applicable for supply of electrical energy for non-domestic, using electrical energy for light, fan and power loads for non-domestic purposes like non-government schools, colleges, libraries and research institutes, and other installations not covered under any other tariff schedule of LT Categories.

The rates are given in the following table.

Tariff- Existing FY 2020-21				Proposed Tariff FY 23-24	
Category/ Sub- Category	Slabs	EC	FC	EC	FC
NDS	NDS-I (Rural) (0- 400)	5.75 / kWh	50.00 / kW / Month	7.25 / kWh	200.00 / kW / Month
	NDS -I (Rural) (401 and above)			8.25 / kWh	200.00 / kW / Month
	NDS-II (Urban) (0- 400)	6.00 / kWh	100.00 / kW / Month	8.00 / kWh	250.00 / kW / Month
	NDS-II (Urban) (401 and above)			9.00 / kWh	250.00 / kW / Month

The college is consuming an average of 6705 kWh/ month of electrical energy based on the last one-year data.

Green Audit Report – P. P. K. College

5.3.2. Electrical Consumers:




Institute does not have air conditioners. The list of common electrical consumers along with its typical electricity consumption is provided in the table below.

Energy Audit						
S.N.	Room No. / Name	Type of Electrical Device	Quantity	Power	Operation	
			Nos.	Watt	Hrs/Day	Days/Month
1	36 no. of Classrooms	2 Fans	72	5760	8/6	26/12
2	36 no. of Classrooms	2 Tube lights	72	2592	8/6	26/12
3	3 no. of Office Rooms	4 Fans	12	960	8/6	26/12
4	3 no. of Office Rooms	4 Tube lights	12	432	8/6	26/12
5	Libraries	5 Fans	05	800	8/6	26/12
6	Libraries	5 Tube lights	05	360	8/6	26/12
7	Canteen	5 Fans	05	800	8/6	26/12
8	Canteen	5 Tube lights	05	360	8/6	26/12
9	7 no. of Labs	2 Fans	14	2240	8/6	26/12
10	7 no. of Labs	4 Tube lights	28	1008	8/6	26/12

Green Audit Report – P. P. K. College

5.4. Alternate Sources of Energy and Energy Conservation Measures

- The Institute is yet to install a Solar PV Rooftop system.
- Since the biodegradable waste generation is very low, there is no Bio-gas plant.
- Institute is using electricity only from grid.
- Institute has not installed any sensor-based energy conservation system yet.
- Institute has not yet started replacing existing lighting fixtures with LEDs and energy efficient lighting.
- The Institute has air conditioners and most of the air conditioners are not star rated.
- Institute is utilizing the natural light to its maximum. The classroom and offices are designed in such a way that it allows maximum sunlight and reduces the requirement of artificial lights.



Green Audit Report – P. P. K. College

5.5. Waste Management:

Following data provide the details of the waste generated & the disposal method adopted by the college.

Physical Structure	
Total Campus Area	~ 7.0 Acre
Built-up Area	11,277 sq. mt.
No. of Departments	21
Conference Hall	1
Classrooms	36
Office Rooms	3
Libraries	1
Auditorium	0
Canteen	1
LAB	7

Total number of rooms (Classrooms, canteen, office, auditorium, library etc.): **49**

Total number of stakeholders in the college: **2508**

Staff Details	Male	Female	Total
No. of Students	1408	1028	2436
No. of Teaching Staff	27	11	38
No. of Non-Teaching Staff	23	11	34

Green Audit Report – P. P. K. College

5.5.1. Waste Management Practices Adopted by the College:

The following table shows the quantum of waste generation from office, labs & canteen.

Approximate quantity of waste generated per day (in kg)				
Office	Type of Waste			
Quantity	Biodegradable	Non-Biodegradable	Hazardous	Others
< 1kg	0.5	0.2	0	0.2
2 - 10 kg				
> 10 kg				
Labs	Type of Waste			
Quantity	Biodegradable	Non-Biodegradable	Hazardous	Others
< 1kg	0.2	0	0	0
2 - 10 kg				
> 10 kg	√	2'5Kgs	Nil	
Canteen	Type of Waste			
Quantity	Biodegradable	Non-Biodegradable	Hazardous	Others
< 1kg	0	0	0	0
2 - 10 kg				
> 10 kg				

How the waste generated in the college is managed?		
Options	Yes/No	Remark
Composting / Vermicomposting	Yes	
Recycling	NO	
Reusing	NO	
Other Ways	NO	Dumped into Municipalities Garbage Bin

Waste generated in college	
Type	Separate Collection
E-waste	Yes Computer, LED, Wire
Hazardous Waste	NO
Solid waste	Yes 5 Septic Tanks
Dry Leaves	YES Vegetarian
Canteen Waste	Yes
Liquid Waste	YES Bathroom + Canteen
Glass	NO
Unused Equipment /Scrap	Yes
Napkins	YES
Others (Specify)	NO

Green Audit Report – P. P. K. College

- The waste generated is collected and disposed of by Local Municipal Authorities.
- There is no biomedical waste, hazardous chemicals and radioactive waste getting generated.
- The institute is segregating the waste into solid & liquid waste.



Green Audit Report – P. P. K. College

5.6. Green Campus:

The Institute has planted more than 239 no. of trees on the campus.



Green Audit Report – P. P. K. College
Table 6. List of plants in the campus

S.No	Species	No. of Plants	S.No	Species	No. of Plants
1	KELA	24	17	MORPANKHI	1
2	MANGO	15	18	MAHTAB	3
3	GULAB	6	19	NARIYAL	19
4	GUDHAL	6	20	<i>Plumeria</i>	1
5	ANAR	1	21	Song of India	1
6	SATAWARI	1	22	Nimbu	1
7	ALOVERA	10	23	Mahogani	11
8	Patthar Chatta	1	24	Daifodil	1
9	TULSI	10	25	Genda	20
10	BELA	3	26	Shisam	2
11	GUL DAUDI	2	27	Amrud	4
12	KANER	1	28	Kadamb	1
13	<i>Ixora chinensis</i>	1	29	Jerry plant	1
14	TEJ PATTI	1	30	Aawla	11
15	SHAMI	1	31	SUPARI	20
16	SAGAUN	58	32	NEEM	1

Green Audit Report – P. P. K. College

5.6.1. Green Campus Initiatives:

The following are a few activities under green campus initiatives.

- Automobile entry is not restricted to the campus.
- Institute is yet to adopt battery-powered vehicles for transportation. However, cycles are being used for internal transport.
- The pathways inside the campus are pedestrian friendly. The campus areas have been designed with the concept of open spaces including roads and lawns.
- The natural landscape has been preserved. There is a clear pedestrian connection through all campus roads and adequate parking facilities
- The Institute is segregating waste in to 'Dry Waste' and 'Wet Waste' before sending it for disposal.
- Institute has not yet initiated plastic ban in the campus.
- Awareness programmers, recycling plastics into reusable materials that do not harm the planet, alternatives to go plastic free, etc. are all afoot in college campuses.
- The college campus is landscaped with various trees & plants.
- Tree plantation is the major focus of the management to maintain the pristine purity and beauty of the institute to provide a congenial atmosphere for academic and non-academic pursuits.



Green Audit Report – P. P. K. College



5.6.2. Quality audits on Environment and Energy:

Institutes have initiated carrying out the following audit on regular basis.

1. Green Audit
2. Environmental Audit
3. Energy Audit

This is the first audit, and the institute plans to have such audits at regular frequency. Institute is carrying out many environmental promotion activities on the campus throughout the year. These activities include

- ✓ Cleanliness Drive
- ✓ Plantation Drive

The institute not only organizes such programs inside the campus but is also actively doing it outside the campus as well.

Green Audit Report – P. P. K. College



5.6.3. Routine Green Practices:

Every year the college celebrates World Environment Day, World Water Day, etc. in the campus. Plantation and cleanliness drives are also organized on the campus. Main focus of these programs is to provide awareness to the students about the importance of the environment, its conservation and sustainable use of environmental resources. The programs are conducted through seminars, poster presentation, quiz competition debates etc.



Green Audit Report – P. P. K. College



5.6.4. Disabled-Friendly Environment:

Institute has provided a ramp for easy access to classrooms for disabled students and staff. Wheelchairs are available for disabled students/ staff for movement in the campus.



5.6.5. Air Quality & Ventilation:

The classrooms and offices on the premises are well ventilated. The fans are operational and adequately placed to affect sufficient air changes. Fans installed are not star-rated.



Green Audit Report – P. P. K. College

5.6.6. Infrastructure Usage:

- College premises have multiple entrances and have broad passageways.
- The campus has a drainage system and there were no leakages/ seepages from the roof.
- The premises are equipped with fire extinguishers at required locations which are regularly checked and maintained.

5.6.7. Green IT Culture:

The institute is following a green IT culture.

- Email/ electronic communication mode is preferred to save papers.
- Both side printing is being adopted to save paper and trees.
- E-waste is not collected separately.



Green Audit Report – P. P. K. College

6. Carbon Footprint Analysis:

6.1. CO₂e Calculation:

Carbon Footprint Calculation		
A- Scope 1 (Direct Emission)		
Source	Fuel Consumption	CO ₂
DG	NA	NA
Vehicles	NA	NA
Others	NA	NA
B- Scope 2 (Indirect Emission)		
Source	Unit Consumption	CO ₂ e (KG)
Electricity Consumption (Annual)	80460	64368
Total A+B	80460	64368
Carbon Offset		
Source	Quantity	CO ₂ (KG)
Solar	0	0
Trees	239	7354
Others	Nil	0
Total		7354

Sr. No	Description	Remark
1	Direct Emissions	No Data available
2	Indirect Emissions	Calculated as per international standards
3	Reductions	Institute may install Solar PV rooftop to offset the emission with cleaner & greener energy sources. Or Plant more trees to offset the emission.

7. SUGGESTIONS AND RECOMMENDATIONS:

7.1. Water Management:

- There should be a proper monitoring of water consumption pattern in the campus. The bore well should be installed with a water meter to monitor the consumption. The water meter readings to be recorded every day or every week at a fixed time.
- It is recommended to check water quality from bore well and R.O. water quality for dissolved oxygen, acidity, alkalinity, chloride, hardness, pH, and conductivity, total dissolved solids and E-coli/ coliform.
- The wash basin taps may be equipped with water saving fixtures.
- The flush tanks of the toilets may be fitted with a dual volume system.
- Institute may install drip irrigation system to water the garden and plants in the campus.

7.2. Energy Management:

1. Ceiling fans have a very good scope for reducing power consumed using a technology called Brushless DC Motor or simply BLDC motor. BLDC technology, in general, has been in the market for a couple of decades. The traditional fan uses an induction motor and typically consumes 70-90 watts. But BLDC fan, on the other hand, can reduce power consumption up to 65%.
2. Prominent advantages of BLDC motor over induction motor are Lower Electricity Consumption, Longer backup on Inverters (even on Solar), improved reliability, Noise reduction, longer lifetime.
3. Institute may consider replacing existing fan with BLDC fans which

Sr. No.	Parameters	Unit	Value
1	Total No. of Fans	Nos.	108
2	Power Drawn by Regular Fans	Watts	80
3	Power Drawn by BLDC Fans	Watts	35
4	Energy Saving per Fan	Watts	45
5	Operating Hours Per Day	Hrs/Day	8
6	Annual Operating Days	Days/Yr	312
7	Annual Energy Savings Per Fan	kWh	112.32
8	Annual Energy Savings – For 108 Fans	kWh	12130.6
9	Energy Cost	Rs. /kWh	6.5
10	Annual Cost Savings	Lacs Rs.	0.79
11	Estimated Investment	Lacs Rs.	3.25
12	Simple Payback	Years	4.1

Green Audit Report – P. P. K. College

4. The college may adopt sensor-based (occupancy sensors) energy conservation approach for offices, classrooms and washrooms as well.
5. No action is required to offset carbon emissions in the present scenario.

7.3. Green Campus:

Battery powered vehicles may be adopted in future to reduce emissions inside campus.

7.4. Waste Management:

College may undertake feasibility study to install sewage water treatment in the campus to recycle wastewater and use it in flush or for gardening purposes.

Efforts to be made to ban the use of plastic on the campus, and to encourage the use of biodegradable materials as alternatives. Try to achieve the goal of plastic free campus.